

ALKALI METALS LTD.,(An ISO 9001-14001 accredited company)
AUDITED FINANCIAL RESULTS FOR THE QUARTER ENDED 31-03-2019

(Amount ₹ in Lakhs)

Particulars	For the Quarter Ended			For the Year Ended	
	3 Months ended 31-03-2019	3 Months ended 31-12-2018	3 Months ended 31-03-2018	Year to date figures for the year ended 31-03-2019	Year to date figures for the year ended 31-03-2018
	Audited	Un Audited	Audited	Audited	Audited
1. Revenue from operations	2,101.49	1,861.15	2,216.34	7,155.62	6,577.98
2. Other Income	10.90	6.89	66.18	39.76	55.25
Total Income	2,112.39	1,868.04	2,282.52	7,195.38	6,633.23
3. Expenses					
a. Cost of material consumed	1,149.93	902.03	1,010.46	3,981.55	3,020.59
b. Change in inventories of finished goods, work in progress & stock in trade	-180.73	15.65	252.82	-555.27	212.20
c. Employees benefit expense	303.89	231.92	291.73	944.01	868.69
d. Finance cost	66.51	69.03	74.33	270.97	252.47
e. Depreciation	84.28	86.00	93.46	341.42	347.72
f. Power & Fuel	223.21	217.20	176.26	834.17	595.51
g. Repairs & Maintenance	67.20	57.49	19.14	163.15	114.02
h. Manufacturing Expenses	132.20	124.09	112.03	434.49	384.65
i. R & D Expenditure	12.66	32.13	52.19	90.95	158.45
j. Excise duty	0.00	0.00	0.00	0.00	85.27
k. Administrative Expenses	40.94	11.05	45.08	111.39	100.60
l. Marketing Expenses	91.38	60.53	67.28	258.68	217.98
m. Other expenditure	31.06	55.85	39.20	150.64	139.51
Total Expenses	2,022.54	1,862.97	2,233.99	7,026.17	6,497.66
4. Profit/(Loss) from Operations before Exceptional Items and Tax {(1 + 2) - 3}	89.84	5.06	48.53	169.21	135.57
5. Exceptional items	0.00	0.00	4.85	0.00	4.85
6. Profit/(Loss) from continuing operations before tax (4 - 5)	89.84	5.06	43.68	169.21	130.72
7. Tax expense - Current Tax (MAT)	19.26	1.04	11.40	35.60	27.99
- Earlier years	0.00	0.00	0.04	0.00	0.04
- Mat Credit entitlement	-19.26	-1.04	-11.40	-35.60	-27.99
8. Net Profit (+)/ Loss (-) from the continuing operations after tax (6 - 7)	89.84	5.06	43.68	169.21	130.69
9. Other Comprehensive Income Net of Taxes	18.83	0.00	16.31	18.83	16.31
Current Tax (MAT)	3.88	0.00	3.33	3.88	3.33
Less: MAT Credit Entitlement	-3.88	0.00	-3.33	-3.88	-3.33
10. Total Comprehensive Income (8 + 9)	108.67	5.06	59.99	188.05	147.00
11. Paid-up equity share capital (Face Value of the Share Rs.10/- each)	1,018.25	1,018.25	1,018.25	1,018.25	1018.25
12. Reserves excluding Revaluation Reserves					4036.39
13. i) Earnings per Share (before extraordinary items) (of Rs.10/- each(not annualised)					
a) Basic	1.07	0.05	0.59	1.85	1.44
b) Diluted	1.07	0.05	0.59	1.85	1.44
14. ii) Earnings per Share (after extraordinary items) (of Rs.10/-each(not annualised)					
a) Basic	1.07	0.05	0.59	1.85	1.44
b) Diluted	1.07	0.05	0.59	1.85	1.44

For ALKALI METALS LTD.

S. S. S.

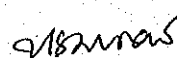
Managing Director

BALANCE SHEET AS AT MARCH 31, 2019

(All figures in ₹ Lakhs)

	31-03-2019 (Audited)	31-03-2018 (Audited)
I. ASSETS		
1. NON-CURRENT ASSETS		
a. Property, Plant and Equipment	4,456.30	4,656.01
b. Capital Work-in-progress	310.76	155.21
c. Intangible Assets	19.40	25.87
d. Financial Assets		
i. Other Financial Assets	60.86	53.59
e. Differed tax assets(net)	350.69	311.21
f. Other non current assets	3.59	0.29
	5,201.60	5,202.18
2. CURRENT ASSETS		
a. Inventories	2,263.84	1,719.67
b. Financial Assets		
i. Trade Receivables	1,074.03	1,409.70
ii. Cash and Cash Equivalents	7.33	5.82
iii. Bank Balances others	102.69	73.38
iv. Other Financial Assets	13.28	13.04
c. Other Current Assets	435.67	468.40
	3,896.84	3,690.02
TOTAL	9,098.44	8,892.19
II. EQUITY AND LIABILITIES		
1. SHAREHOLDERS' FUNDS		
a. Share Capital	1,018.25	1,018.25
b. Other Equity	4,185.05	4,119.76
	5,203.30	5,138.01
2. NON-CURRENT LIABILITIES		
a. Financial Liabilites		
i. Borrowings	79.51	84.20
b. Provisions	10.93	10.39
c. Other Non Current Liabilities	175.37	184.92
	265.81	279.51
3. CURRENT LIABILITIES		
a. Financial Liabilities		
i. Borrowings	1,723.22	1,639.85
ii. Trade Payables	1,594.18	1,476.59
iii. Other Financial Liabilities	22.77	91.85
b. Other Current Liabilities	221.34	202.17
c. Provisions	11.45	18.83
d. Current tax liabilities	56.38	45.39
	3,629.33	3,474.68
TOTAL	9,098.44	8,892.19

FOR ALKALI METALS LTD.



Managing Director

1. The above audited financial results as reviewed by the Audit Committee have been approved by the Board of Directors at their meeting held on 27th May, 2019.
2. The financial results of the company have been prepared in accordance with Indian Accounting Standards ("Ind AS") notified under Section 133 of the Companies Act, 2013('Act') read with Companies (Indian Accounting Standards) Rules, 2015 as amended.
3. Previous year and previous quarter figures have been re-grouped or re-classified wherever necessary.
4. EPS for the quarter and year-to-date was calculated as per Ind AS 33.
5. The figures of last quarter are the balancing figures between audited figures in respect of the full financial year and the published year-to-date figures upto the third quarter of the current financial year
6. Board of Directors have recommended the Dividend of Rs per share of Rs. 10/- paid up, subject to approval of the shareholders at the Annual General Meeting.

7. SEGMENT REPORTING


As the Company is predominantly engaged in the manufacture and sale of chemicals where the risks and returns associated with the products are uniform, the Company has identified Geographical Segments based on location of customers as reportable segments in accordance with Ind AS - 108 issued by ICAI.

(Rupees in Lakhs)

Geographic Location	3 months ended 31-03-2019	3 months ended 31-12-2018	3 months ended 31-03-2018	For the year ended 31-03-2019	For the year ended 31-03-2018
Revenue					
Domestic	999.83	1,144.98	1,241.56	4,130.12	3,883.61
Export	1,101.66	716.17	974.78	3,025.50	2,694.37
Total	2,101.49	1,861.15	2,216.34	7,155.62	6,577.98
Trade Receivables					
Domestic	433.35	540.44	821.43	433.35	821.43
Export	640.68	435.35	588.27	640.68	588.27
Total	1,074.03	975.79	1,409.70	1,074.03	1,409.70
Other Disclosures:					
Carrying amount of Segment assets					
India	8,457.75	8,276.34	8,303.92	8,457.75	8,303.92
Additions to Fixed Assets					
India	122.55	2.63	45.80	135.24	50.00

The Company has no assets outside India other than the Trade Receivables.

For ALKALI METALS LTD.


 Managing Director
 Managing Director
 DIN: 00345524

Date: 27-05-2019
 Place: Hyderabad

Auditor's Report on Quarterly Financial results and Annual Financial Results of Alkali Metals Limited pursuant to Regulation 33 of SEBI (Listing Obligations and Disclosure Requirements) Regulations, 2015

To
The Board of Directors
Alkali Metals Limited

We have audited the accompanying annual financial results of **Alkali Metals Limited** ('the company') for the year ended March 31, 2019 attached herewith, being submitted by the company pursuant to the requirement of Regulation 33 of the SEBI (Listing Obligations and Disclosure Requirements) Regulations 2015. Attention is drawn to the fact that the figures for the quarter ended March 31, 2019 and the corresponding quarter ended in the previous year as reported in these financial results are the balancing figures between audited figures in respect of the full financial year and the published year to date figures up to the end of the third quarter of the relevant financial year. Also the figures up to the end of the third quarter of the relevant financial year had only been reviewed and not subjected to audit.

These financial results have been prepared on the basis of the Ind AS annual financial statements and reviewed quarterly financial results which are the responsibility of the Company's Management and have been approved by the Board of Directors in the meeting held on May 27, 2019. Our responsibility is to express an opinion on these financial results based on our audit of the Ind AS annual financial statements which have been prepared in accordance with the recognition and measurement principles laid down in Accounting Standards ("Ind AS") specified under section 133 of the Companies Act, 2013 read with Rule 7 of the Companies (Accounts) Rules, 2014 and other accounting principles generally accepted in India.


We conducted our audit in accordance with the Standards on Auditing generally accepted in India. Those Standards require that we comply with ethical requirements and plan and perform the audit to obtain reasonable assurance about whether the financial results are free from material misstatement. An audit includes examining, on a test basis, evidence supporting the amounts disclosed as financial results. An audit also includes assessing the accounting principles used and significant estimates made by Management. We believe that our audit provides a reasonable basis for our opinion.



In our opinion and to the best of our information and according to the explanations given to us these financial results:

- i. are presented in accordance with requirements of Regulation 33 of the SEBI (Listing Obligations and Disclosure Requirements) regulations, 2015 in this regard; and
- ii. give a true and fair view of the net profit (financial performance including other comprehensive income) and other financial information for the financial year ended March 31, 2019.

HYDERABAD
May 27, 2019



For CKS ASSOCIATES
Chartered Accountants
(F.R.No. 007390S)

NVS

N V S SRIKRISHNA
Partner
M.No. 025139